



Carbon Reduction Plan

September 2024

Table of Contents

Table of Contents	1
PPN 06/21 – Carbon Reduction Plan	2
Commitment to achieving Net Zero	2
Scope Of Works	4
Sites In Our Estate	4
Baseline Carbon Footprint (FYE 2023)	5
Emissions Reduction Targets.....	6
Carbon Reduction Projects	8
Methodology used in the calculation of disclosures.....	10
Declaration and Sign Off	10



PPN 06/21 – Carbon Reduction Plan

Supplier Name: Fairford Medical

Publication date: 13th September 2024

To be reviewed: 12th September 2025

Commitment to achieving Net Zero

The most recent report from the Intergovernmental Panel on Climate Change (IPCC), AR6, described the severe consequences of a failure to prevent global temperature rise below 1.5°C. The recently concluded COP26 made clear that to limit global warming at 1.5°C, carbon emissions need to halve by 2030 and drop to net zero by the middle of the century for the best chance to avoid the worst impacts of climate change.

As a responsible business Fairford Medical is committed to become net-zero by 2032.

This report sets out a net-zero roadmap, detailing the strategies we have put in place to achieve this goal.

Fairford Medical Ltd are committed to reducing their environmental impact and reducing energy usage within the diagnostic imaging industry. The organisation is dedicated to the continual improvement of its operations and practices to mitigate environmental impact and to reduce carbon consumption and will set clear and attainable objectives and targets to facilitate compliance with this policy.

Fairford Medical is in the process of implementing an integrated environmental management system with a view to certification to the BS EN ISO14001:2015 standard and is committed to comply with all its requirements. We are committed to protecting the environment, the prevention of pollution, fulfilling our compliance obligations and continually improving and developing our ISO 14001 compliant Management System, which underpins all our business activities, to enhance our environmental performance.

As part of a renewed sustainability strategy, our goal is to set a net zero pathway that ultimately drives our total greenhouse gas emissions to equal or less than the emissions that we remove from the environment.

We fully support the NHS Net Zero Supplier Roadmap, which charts a route towards a net zero healthcare system. As a trusted NHS partner and in line with the roadmap, we are publicly reporting our emissions aligned to the NHS' net zero target, for both our direct and indirect emissions. As part of our reporting journey, internal Carbon KPIs will be set up to ensure visibility and accountability to the different areas of the business. This will incentivise business areas to join in on carbon reduction and sustainability measures. Alongside an ethos of continuous improvement and emissions reduction, we will also utilise externally



verified carbon credits to fund carbon reduction and removal projects in the community and around the world.

We conduct all our activities in a socially and environmentally responsible way and encourage customers and suppliers to adopt the same approach.

Fairford Medical Ltd also commits to:

- Fulfilling its compliance obligations including with all relevant UK and NHS legislation and Regulations.
- Demonstrating its commitment to continual improvement of its environmental impacts and energy performance.
- Developing and advancing new technology that will improve the energy efficiency of our medical imaging fleet and reduce dependence on fossil fuels as a power source.
- Set environmental and energy objectives and targets and regularly review performance to demonstrate progress towards continual improvement.
- Ensure that the necessary resources and information are available to our customers and partners to achieve the objectives and targets.
- Implementing specialist monitoring systems and act with due diligence in order to minimise the impacts of emissions to air, land and water and maximise renewable energy generation.
- Promoting environmental awareness to all relevant persons working for and on behalf of the organisation and train them in their responsibilities by communicating this policy.
- Plan, implement, and audit systems to ensure that all work instructions and procedures are carried out in accordance with commitments of this policy.
- Review this policy and report environmental performance to the Executive Team

To ensure that all relevant staff, customers and third parties are aware of the EMS and EnMS, and their responsibilities within it, this policy is to be displayed and communicated publicly, supported by awareness and training activity. Fairford Medical are committed to the continued review and improvement of the EMS and EnMS and ensure continued compliance with contractual, legal, and other requirements applicable to the Organisation.

We have identified and are committed to addressing the most significant environmental impacts of our activities and our three action areas are:

- 1. Travel** - Pro-active use of digital technology to reduce business travel through video-conferencing services and developing the practices and culture for remote working, to reduce time lost, emissions from travel and staff wellbeing. Fairford Medical also encourages its staff to minimise the use of Fossil Fuel based transport and promotes the use of alternative-energy based transport where possible.



2. **Fleet and Product Design** – through continuous design and manufacturing review Fairford Medical Ltd aims to Reduce the resource and energy consumption through the continuous review of the design and development of our fleet to reduce the environmental impacts of manufacture, operation, and maintenance, and to extend their life. We are also committed to the development of innovative and alternative power generation and storage systems that support our diagnostic fleet.

3. **Manufacturing and Supply Chain management** - Selection, monitoring and collaborating with our suppliers and sub-contractor partners to minimise the environmental impact of the manufacture and build, and ongoing maintenance of our fleet. CRPs and environmental policies are to reviews and considered when selecting any supplier or manufacturer we choose to work with.

All staff and those working on behalf of the company are made aware this Policy, are expected to adhere to its requirements, and are encouraged to suggest ways in which these can be improved. This Policy is available on request and is reviewed by the company annually led by the Fairford Sustainably Team.

The Board of Directors are responsible for setting and regularly reviewing environmental objectives and targets to ensure proactive and ongoing development and will provide appropriate resources where necessary and gives complete approval and commitment to this policy.

Scope Of Works

This document serves as an overview of our carbon use for the relevant scoping period. The period covered by this report is as below:

Baseline period: from 1st April 2022 to 31st March 2023

Period covered in this report (the `reporting period`): from 1st April 2023 to 30 March 2024

In order to provide the most comparable form of analysis year on year, we have used £0.15 per kWh as an average rate for all electricity and £0.03 per kWh for gas used (unless otherwise specified). The listed rate is inclusive of carbon used in our industrial processes (where applicable). Furthermore, this value is inclusive of all administrative charges and we believe it to be the best indicator of potential costs and savings outlined in this report.

Sites In Our Estate

Site	Estate size (sqft)	% of total estate size
Head Office	800	14%
Upper Heyford	5,000	86%
Total applicable estate size (excludes out of scope properties)	5,800	100%
Total estate size (including out of scope properties)	5,800	100%
Number of sites	2	



Baseline Carbon Footprint (FYE 2023)

FYE 2023 is the first year where we have a complete GHG inventory, including the five Scope 3 categories required for PPN 06/21 compliance. Reasonable assumptions are made in calculating the Scope 3 emissions for this period.

Emissions	Total (tCO ₂ e) for reporting period	Total (tCO ₂ e) for baseline period	Change (%)
Scope 1	0	0.5	-100
Scope 2	121	50.2	141
Scope 3	77	54.2	42
Total emissions	198	105	89

Emissions Breakdown

Scope 1 Emissions	Total (tCO ₂ e) for reporting period	Total (tCO ₂ e) for baseline period	Change (%)
1: Air con gas	0	0.5	-100
Total scope 1	0	0.5	-100

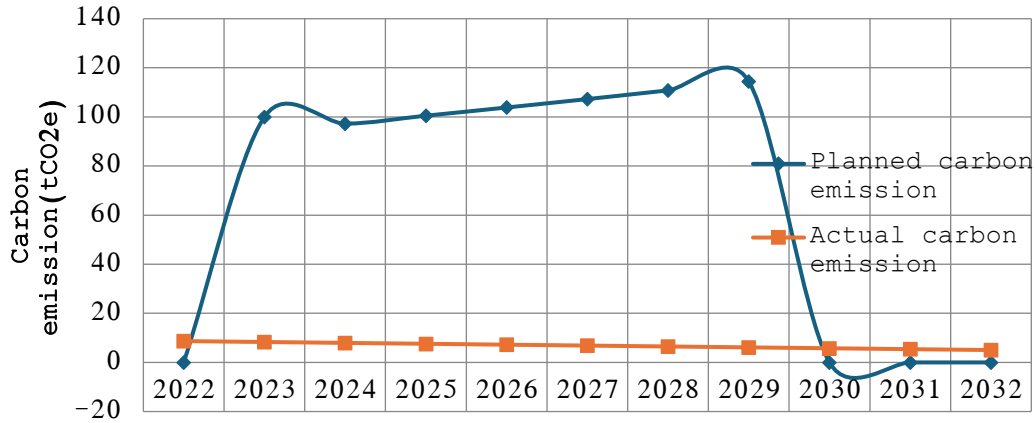
Scope 2 Emissions	Total (tCO ₂ e) for reporting period	Total (tCO ₂ e) for baseline period	Change (%)
2: Electricity kWh	1	0.6	67
2: Electricity (£)	120	49.6	142
Total scope 2	121	50.2	141

Scope 3 Emissions	Total (tCO ₂ e) for reporting period	Total (tCO ₂ e) for baseline period	Change (%)
3.01: Sheets of A4 paper	0	0	N/A
3.01: Water purchased	4	2.9	38
3.04: Deliveries (upstream)	0	0	N/A
3.05: Landfill	13	9.1	43
3.05: Recycling	7	5.3	32
3.06: Train	0	0.1	-100
3.06: Taxi-Cost	0.3	0.1	200
3.06: Flights	5	12.1	-59
3.06: Hotel Stays	0.3	0.4	-25
3.06: Staff mileage	7	7.1	-1
3.07: Commuting by tram or tube	0.1	0.1	0
3.07: Commuting by train	1	0.3	233
3.3: Electricity (£) (T&D)	10	4.4	127
3.3: Electricity (£) (WTT)	29	11.9	144
3.3: Electricity kWh (T&D)	0	0	N/A
3.3: Electricity kWh (WTT)	0.2	0.2	0
3.07: Commuting by car	0.3	0.2	50
Total scope 3	77	54.2	42



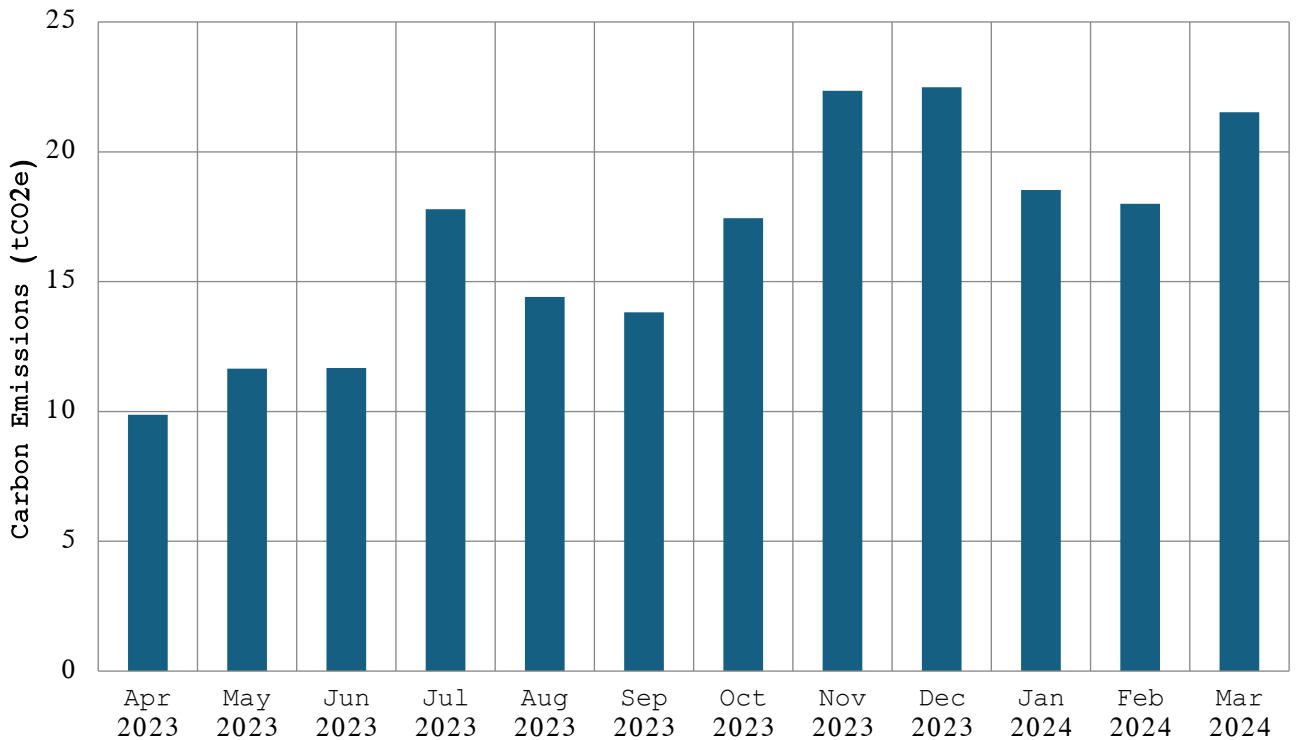
	Total (tCO ₂ e) for reporting period	Total (tCO ₂ e) for baseline period	Change (%)
Total emissions for all scopes	198	105	89

Emissions Reduction Targets



Carbon Footprint

Our carbon footprint for the period was 198 tCO₂e

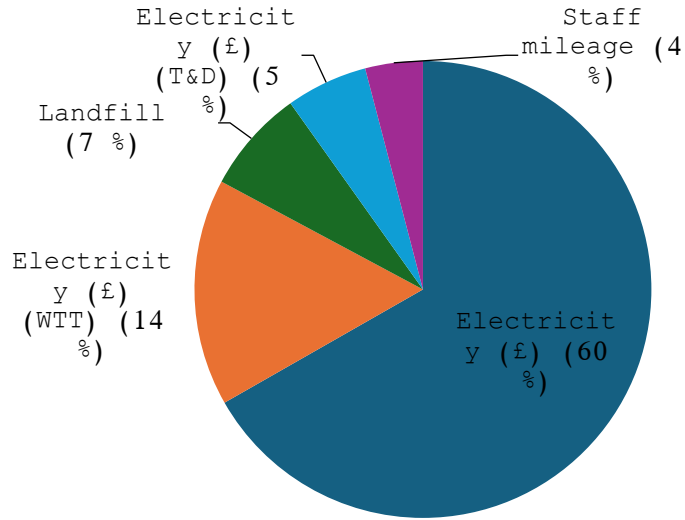


All figures are in tCO₂e

Source	Apr 2023	May 2023	Jun 2023	Jul 2023	Aug 2023	Sep 2023	Oct 2023	Nov 2023	Dec 2023	Jan 2024	Feb 2024	Mar 2024	Total
Electricity (£)	4.5	5.8	5.8	10.8	7.2	7.8	10.4	14.3	14.5	12.9	12.2	13.3	119.6
Electricity (£) (WWT)	1.1	1.4	1.4	2.6	1.7	1.9	2.5	3.4	3.5	3.1	2.9	3.2	28.8



Landfill	1.5	1.5	1.5	1.5	1.5	1.5	1.5	1.5	1.5	1.5	0.0	0.0	0.0	13.1
Electricity (£) (T&D)	0.4	0.5	0.5	0.9	0.6	0.7	0.9	1.2	1.3	1.1	1.1	1.1	1.1	10.3
Staff mileage	0.6	0.4	1.1	0.4	0.9	0.5	0.4	0.4	0.4	0.4	0.3	1.5	1.5	7.3
Total (for top 5)	8.0	9.6	10.2	16.1	12.0	12.4	15.7	20.9	21.1	17.6	16.5	19.1	19.1	179.2



Statement Of Carbon Emissions

Statement of carbon emissions compliant with UK legislation set out in the Streamlined Energy and Carbon Reporting (SECR), 21 January 2023 covering energy use and associated greenhouse gas emissions relating to gas, electricity and transport, intensity ratios and energy efficiency actions.

Source	Reporting Year	Base Year	Change (%)
Total electricity use	582,372 kWh	242,366 kWh	140
Total gas use	0 kWh	0 kWh	N/A
Total transport fuel	0 kWh	0 kWh	N/A
Total energy from other fuels	23,534 kWh	25,522 kWh	-8
Total energy use (all sources)	605,906 kWh	267,888 kWh	126
Total carbon emissions (electricity)	121 tCO2e	51 tCO2e	137
Total carbon emissions (gas)	0 tCO2e	0 tCO2e	N/A
Total carbon emissions (transport fuel)	0 tCO2e	0 tCO2e	N/A
Total carbon emissions (other sources)	77 tCO2e	54 tCO2e	43
Total carbon emissions	198 tCO2e	105 tCO2e	89
Total estate size	5,800 sqft	5,800 sqft	0
Carbon intensity ratio	34 kgCO2e per sqft	18 kgCO2e per sqft	89



Carbon Reduction Projects

We are committed to responsible carbon management and will practise energy efficiency throughout our organisation, wherever it's cost effective. We recognise that climate change is one of the most serious environmental challenges currently threatening the global community and we understand we have a role to play in reducing greenhouse gas emissions.

We have implemented the policies below for the purpose of increasing the businesses energy efficiency in the relevant financial year.

We are committed to responsible carbon management and will practise energy efficiency throughout our organisation, wherever it's cost effective. We recognise that climate change is one of the most serious environmental challenges currently threatening the global community and we understand we have a role to play in reducing greenhouse gas emissions.

We have implemented the policies below for the purpose of increasing the businesses energy efficiency in the relevant financial year.

- Annual Air Conditioning Inspections
 - To determine whether our sites' air conditioners are working effectively and efficiently, all our units are professionally inspected annually. The assessor would highlight any opportunities for improving efficiency, or even recommend replacing energy-inefficient or oversized units with energy-efficient ones.
 - The project is estimated to save carbon emission for 10 year(s). It will save 2 tCO₂e each year.
 - The total carbon emissions reduced by this project is estimated to be -20 tCO₂e
- Battery Storage and power management of CT systems
 - We are in the process of installing battery storage on our mobile CT systems so we can charge electricity from our solar panels to use at night or when power is unavailable, Charging our batteries using solar electricity will eliminate the electricity transmission and distribution losses inherent in using grid energy, meaning our electricity supply would be more efficient. We are also looking at how we can develop a "low power" mode for our CT systems when they are not actively being used in a medical scanning capacity. This is to be reviewed annually.
 - The project is estimated to save carbon emission for 10 year(s). It will save 15% of carbon emitted by Electricity purchased each year.
 - The total carbon emissions reduced by this project is estimated to be 20 tCO₂e



- **Creating a Green Team**
 - Fairford Medical has created a Green Team within our company lead by Company Director Matthew Bradfield. This is so that we have a group of people within our company responsible for continually initiating and driving sustainability initiatives, thus increasing accountability for our sustainable actions. This team is also focused on reporting, updating our CRP and monitoring progress on sustainability initiatives.
 - The project is estimated to save carbon emission for 15 year(s). It will save 10% of carbon emitted by Energy each year.
 - The total carbon emissions reduced by this project is estimated to be 52 tCO₂e

- **Solar Panels for CT mobiles**
 - We are actively working to install flexible solar photovoltaic (PV) panels to our Mobile CT fleet. Doing so, in combination with our battery storage project will help reduce our electricity emissions, as well as contributing to the global offset of fossil fuel use. This is a part of our wide reaching and opportunistic approach where we are working to make mobile medical imaging as energy efficient as possible.
 - The project is estimated to save carbon emission for 10 year(s). It will save 2% of carbon emitted by Energy each year.
 - The total carbon emissions reduced by this project is estimated to be 2 tCO₂e

- **Switching to Green Electricity Suppliers**
 - The electricity supplied to the office, supplied by the Building has switched to 100% renewable sources. This eliminates virtually all emissions associated with the electricity included in the office rent.
 - The project is estimated to save carbon emission for 10 year(s). It will save 100% of carbon emitted by Electricity purchased each year.
 - The total carbon emissions reduced by this project is estimated to be 26 tCO₂e

- **Video Conferencing and Collaborative Apps**
 - In order to reduce transport emissions from business travel to meetings, we are working to replacing all or most of our face-to-face meetings with video conferencing and collaborative apps, such as Zoom, Tresorit and Sharepoint. T This saves significant cost and travel emissions from staff milage in land and air transport methods.
 - The project is estimated to save carbon emission for 10 year(s). It will save 50% of carbon emitted by Staff mileage each year.
 - The total carbon emissions reduced by this project is estimated to be 29 tCO₂e

- **Work From Home**
 - In order to reduce commuting emissions, we are encouraging staff to develop a hybrid working pattern to reduce time in the office work from home up to four days a week



- The project is estimated to save carbon emission for 10 year(s). It will save 80% of carbon emitted by Commuting by car each year.
- The total carbon emissions reduced by this project is estimated to be 2 tCO2e

Methodology used in the calculation of disclosures

ESOS methodology (as specified in Complying with the Energy Savings Opportunity Scheme version 6, published by the Environment Agency, 21.01.21) used in conjunction with Government GHG reporting conversion factors.

For carbon only related matters, the SECR methodology as specified in "Environmental reporting guidelines: including Streamlined Energy and Carbon Reporting and greenhouse gas reporting" was used in conjunction with Government GHG reporting conversion factors. https://assets.publishing.service.gov.uk/government/uploads/system/uploads/attachment_data/file/850130/Env-reporting-guidance_inc_SECR_31March.pdf

Declaration and Sign Off

This Carbon Reduction Plan has been completed in accordance with PPN 06/21 and associated guidance and reporting standard for Carbon Reduction Plans.

Emissions have been reported and recorded in accordance with the published reporting standard for Carbon Reduction Plans and the GHG Reporting Protocol corporate standard⁷ and uses the appropriate Government emission conversion factors for greenhouse gas company reporting.

Scope 1 and Scope 2 emissions have been reported in accordance with SECR requirements, and the required subset of Scope 3 emissions have been reported in accordance with the published reporting standard for Carbon Reduction Plans and the Corporate Value Chain (Scope 3) Standard.

This Carbon Reduction Plan has been reviewed and signed off by the board of directors (or equivalent management body).

Signed:

DocuSigned by:

 4A1BF93F439B4AF...

Michael Bradfield (Chairman)

07-Nov-2024 | 07:52 PST

Date: